



Overview

LED-FW10 is an all-in-one video controller that integrates video processor and sending card function. It is equipped with a complete video input interface, including 1×HDMI2.0 (support 4K*2K@60 input), 1×DVI 1, 1×DP or 1×DVI 2 (support 4K*1K@60, and alternative one of two to use each time), audio×1, 1×3G SDI, and its outputs support 10 Gigabit network ports, 1 HDMI Loop, and 1 audio output. The widest horizontal resolution is up to 8,192 and the highest vertical resolution is up to 3,840, with a single grid carrying 0.98M pixels (60Hz) and 8.8M for the whole machine.

LED-FW10 support the function of quick light-up screen without computer software connection, greatly simplifying the setting step.


Features

- Quick light-up screen, no need computer software connection
- Support 10 Gigabit network output ports and customized output resolution
- Input EDID management
- Single port with 4K*2K/60Hz (HDMI2.0) input
- Support layer size and position adjustment and image crop
- 4 layers display
- Support local USB flash drive for reading and loading configuration files
- Support sequence marking of receiver card
- Support Multi-machine mosaic
- Support automatic adjustment of brightness level
- Support time task function
- Cut switch among signals with no black
- Free cable connection
- Seamless switching among multiple layers
- Free image zooming
- Save and load template
- Support external independent audio input/output
- Support connection with C-Link series receiving card
- Supports network interface communication to set up a localized Grid control for wireless screen control

Panel Introduction



- ❶ Power ON/OFF
- ❷ LCD screen to show menu contents
- ❸ Rotary button, OK button, Return button
- ❹ Layer selection button
- ❺ Input Source Selection Button
- ❻ Preset templet button
- ❼ Brightness Adjustment Key
- ❽ Layer size and position adjustment key
- ❾ Keyboard Lock Button
- ❿ USB control port

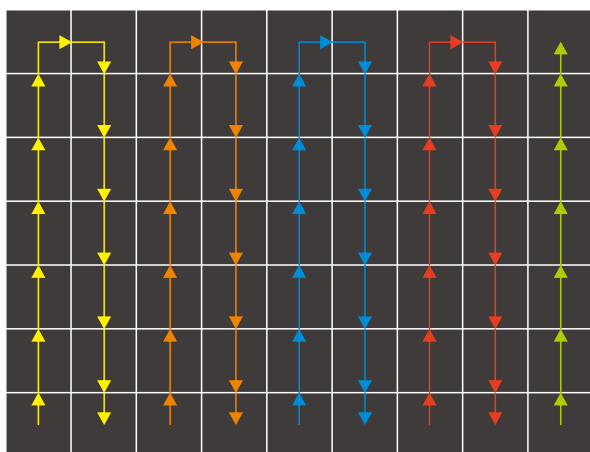


- ❶ OPT2 /3
- ❷ OPT1
- ❸ HDMI LOOP
- ❹ DP input
- ❺ DVI2 input
- ❻ 10 Gigabit network output port
- ❼ RJ45 1/2
- ❽ USB upgrade port
- ❾ RS232
- ❿ DVI1 input
- ⓫ Audio input/output
- ⓬ 3G SDI input

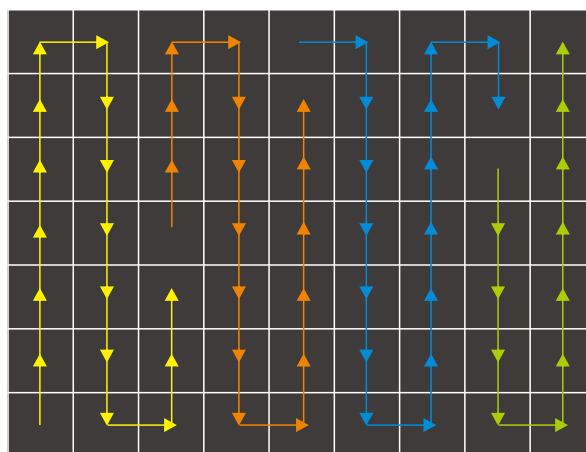
▮ Main Features and Characteristics

● Free Cable Connection

Each grid can be used according to the actual number of grid points in the box, and neither folding nor leaving the grid empty takes up the grid area, which is no longer limited to a single grid area that must be a rectangle, thus effectively increasing the utilization rate of the grid port without wasting the performance of the equipment.




Regular Connection



Free Connection

● Large Pixel Capacity

With unique Large Pixel Capacity function, single port can load 0.98M pixels (60Hz).



▮ Main Features and Characteristics

● 4 Layers Seamlessly Switching

4 independent layers, freely adjustable; seamless switching between input sources and presets (4 layers to 4 layers); small projects handled at once, only Layer 4 deinterlacing.



🖥️ Multi-machine Cascade Debugging


With the self-grid HUB, no router is required, and multiple devices can be organized in a local area network to realize multi-machine cascade debugging.



▮ Main Features and Characteristics


🖥️ Single Port Backup

A single machine can be assigned to back up any network port.



🖥️ Multi-machine Port Backup


Two devices can be cascaded over the network port for device backup.



▮ Main Features and Characteristics


Timed Brightness Adjustment

Supports automatic brightness adjustment at the set point in time.



Time Task Function


Supports automatic switching of presets at the set point in time.



▮ Main Features and Characteristics

● Fast Light-up Screen

LED-FW10 can quickly configure parameters of whole LED screen (including screen connection/resolution setting/display size setting ect.) through guide menu, knob and button, light-up screen in a few steps, no need computer software connection.



Technical parameters

Input specification		
Port	Quantity	Resolution specification
DVI2 or DP1.1(DVI, DP)	1	3840×1080/60Hz、3840×2160/30Hz
HDMI2.0	1	3840×2160/60Hz and can be customized
DVI1	1	3840×1080/60Hz and can be customized
3G SDI	1	720P,1080i/60Hz,1080P/60Hz 3G SDI standard
AUDIO IN	1	3.5mm audio port
OPT	2	For optical port input

Output specification		
Port	Quantity	Resolution specification
Ethernetport (connectreceivingcard)	10	0.98M for the single port, max 8.8M loading for the whole machine; max horizontal 8192 px, max vertical 3840 px
HDMI LOOP	1	HDMI Loop, the same with HDMI2.0
OPT	1	For optical port backup or copied signal input
AUDIO OUT	1	3.5mm audio port

Control porta		
Port	Quantity	
Square opening USB	1	For pc software control
RJ45	2	For pc software control or Multiple unit cascade control
RS232	1	For RS232 control

Machine Specification	
Input Power Voltage	100–240V AC 50/60HZ
Power Consumption	50W
Operating Temperature	0℃–45℃
Dimension (L×W×H)	482.6X362X44mm
Weight	4.1KG



Shenzhen Magnimage Technology Co., Ltd.

Address: 801, Bld. G2, TCL International E City, #1001
 Zhongshan Park Road, Nanshan, Shenzhen, China, 518052
 Tel: 86-755-8664 7651 Fax: 86-755-8664 7650
 Website: www.magnimage.com